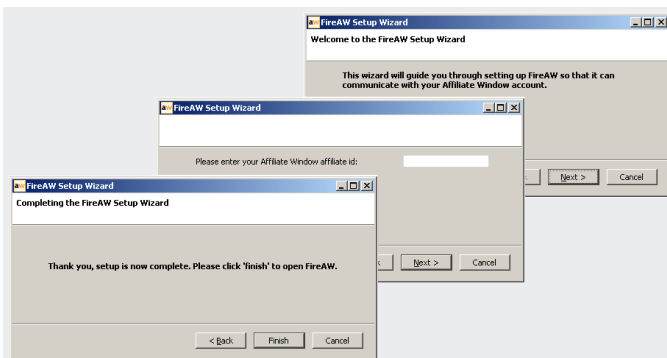


The ability to instantly create deeplinks while browsing a merchant's website will encourage our affiliates to use them more and improve the conversion rates of their traffic.

Peter Loveday
CTO for Affiliate Window

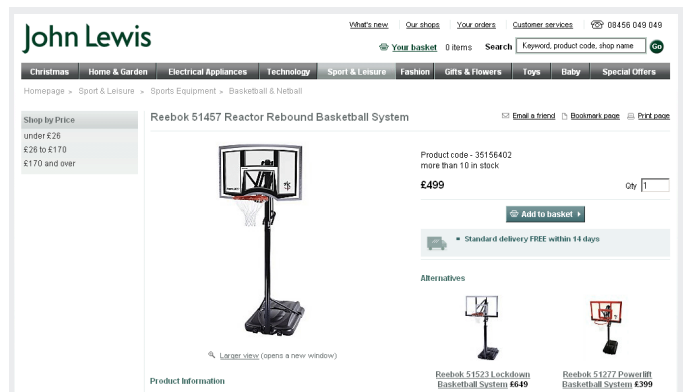
This application has been developed in response to feedback from the affiliate community who want to create deeplinks quickly and simply.

After installing this plug-in on to your Firefox browser you will be able to create deeplinks to any page of any Affiliate Window merchant with a single click!



1 Download the plug-in

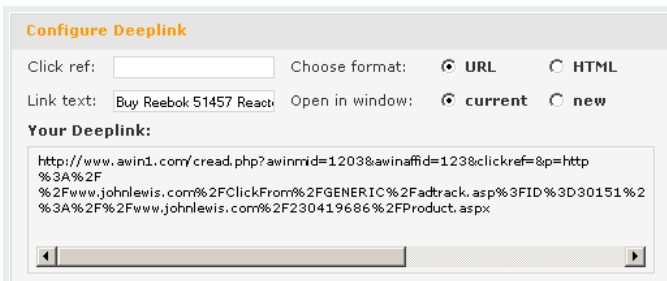
Click the 'Plug-ins' link in the Admin Area (under the 'Web Services and Tools' heading) or visit <https://addons.mozilla.org> to begin the installation process. You are required to add your Affiliate Window ID and your password to enable the Deeplink Generator to include all relevant data in the links you create.



2 Navigate to a merchant website

With the set-up complete you can go to any Affiliate Window merchant website and create a deeplink to any product (or page) by simply clicking the 'AW' icon or using the keyboard shortcut **Ctrl+Alt+B**.

NOTE: Deeplinks can be generated for any merchant on the network irrespective of your status with that merchant. However you cannot generate deeplinks to websites that do not work with Affiliate Window.

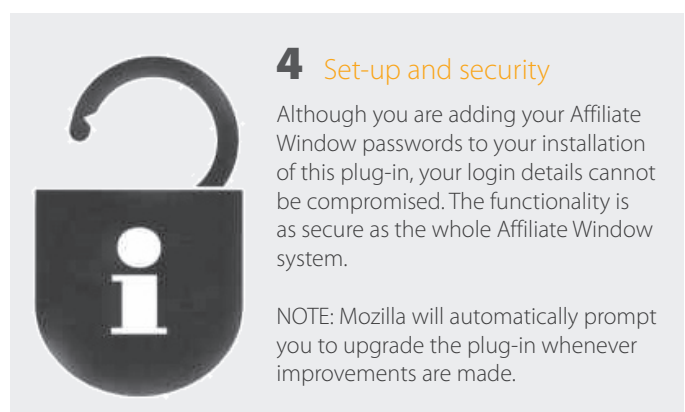


3 Configure the deeplink

The code for the new deeplink will appear in a pop-up window with some options;

- ▶ Take the link as a URL or pure HTML
- ▶ Add a Click Ref
- ▶ Edit the 'alt text'

With your preferences made, copy the code to your clipboard, then paste it on to your site, email, blog then set it live.



4 Set-up and security

Although you are adding your Affiliate Window passwords to your installation of this plug-in, your login details cannot be compromised. The functionality is as secure as the whole Affiliate Window system.

NOTE: Mozilla will automatically prompt you to upgrade the plug-in whenever improvements are made.